


Summer of Gaia

Mission Log: Gaia Breathes







Your mission this week is to examine **every leaf you come across!** On this page, you will find a chart that shows **4 different kinds of leaf margins (edges)**. On the next page, the chart shows **12 different leaf shapes**. I want you to explore your home and neighborhood and see how many these different shapes and borders you can find!

You can keep track anyway you want, but I have created a handy-dandy Log Chart for you to mark down what you find. For every leaf you find, make a hash mark on the chart for showing what kind of border the leaf has. You can also mark what kind of shape it is.

I like using “hash marks.” That means you draw a simple line as you count. After you make four lines, you draw one diagonally and that means you counted to five. Like this:  (5) But it is fine to make your counting marks however you like.













If you find the chart a little too challenging, just examine and mark the borders. On the blog, I want to hear about your leaf hunting! What kinds of shapes and borders were most plentiful where you live? Where there more or less kinds of leaves than you thought? What was it like out looking? Did you find anything interesting along the way?

Remember, those green things are “Gaia’s lungs.” Their breath is our breath. Happy hunting!

VARIATIONS IN LEAF MARGIN			
			
Entire: The margin not in anyway indented.	Crenate: Wavy margins.	Serrate: Toothed.	Lobed: Cut so as to leave prominent projections.

Summer of Gaia

Mission Log: Gaia Breathes

VARIATIONS IN LEAF SHAPE			
 <p>Linear: Long and narrow with parallel sides.</p>	 <p>Lanceolate: Much longer than wide and tapering upwards from the middle.</p>	 <p>Oblong: Longer than broad with parallel sides.</p>	 <p>Elliptical: Broadest in the middle, equally rounded at the ends.</p>
 <p>Orbicular: Round.</p>	 <p>Ovate: Egg-shaped, broadest near the base.</p>	 <p>Obovate: Egg-shaped with broadest end at the top.</p>	 <p>Cordate: Heart-shaped.</p>
 <p>Deltoid: Triangular.</p>	 <p>Sagittate.</p>	 <p>Cuneate.</p>	 <p>Fronde: The highly specialized leaf of a fern.</p>

Summer of Gaia: Mission 3



Leaf Shape	Smooth Margin	Wavy Margin	Toothed Margin	Lobed Margin	Leaf Shape Totals
Linear					
Lanceolate					
Oblong					
Elliptical					
Orbicular					
Ovate					
Obovate					
Cordate					
Deltoid					
Sagittate					1
Cuneate					
Fronde					
	Total Smooth Margin	Total Wavy Margin	Total Toothed Margin	Total Lobed Margin	

